



GENERAL PURPOSE RELAY



60.2 60.3

60.12 60.13



60.2(60.12) 60.3(60.13)

Contact specification

Contact form	2Z, 2H, 2D, 3Z, 3H, 3D
Contact resistance	≤100mΩ (1A 6VDC)
Contact material	AgCdO AgSnO ₂
Contact capacity	10A 250VAC/ 30VDC

Technical specification

Insulation resistance	≥500MΩ (500VDC)
Dielectric strength	Between coil and contact ≥1500VAC1min
	Between open contacts ≥1000VAC1min
	Between contacts of different poles ≥1500VAC1min
Operate / Release time	≤20ms/20ms
Terminal type	Electron tube pin


DC Coil data

Nominal voltage	Operate voltage	Release voltage	Coil resistance
VDC	VDC	VDC	Ω ± 10%
6	4.8	0.6	24
12	9.6	1.2	96
24	19.2	2.4	384
48	38.4	4.8	1540
100	80.0	10.0	6660
110	88.0	11.0	8066

AC Coil data

Nominal voltage	Operate voltage	Release voltage	Coil resistance
VAC	VAC	VAC	Ω ± 10%
6	4.8	1.8	4.6
12	9.6	3.6	20
24	19.2	7.2	80
48	38.4	14.4	320
110/120	88.0	36.0	1700
220/240	176	72.0	7400/8760

Matched socket



90.20

90.21

90.22

90.23

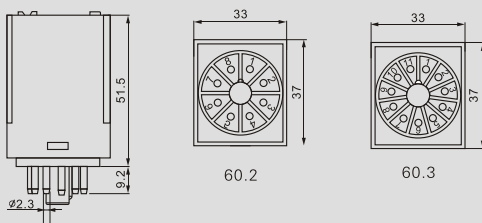


Coil specification

Rated coil power	1.5W 2.5VA
------------------	------------

Outline dimension、Mounting holes (Bottom view)、Wiring diagram (Bottom view)

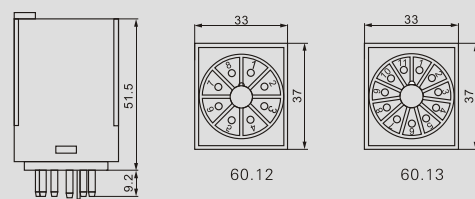
60.2 60.3 Outline dimension



60.2

60.3

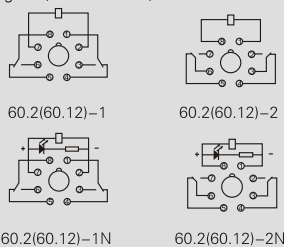
60.12 60.13 Outline dimension



60.12

60.13

60.2 60.12 Wiring diagram(Bottom view)



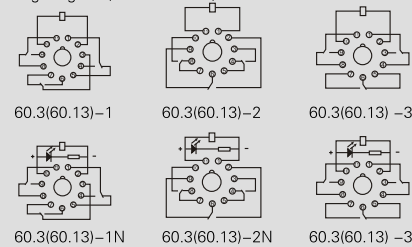
60.2(60.12)-1

60.2(60.12)-2

60.2(60.12)-1N

60.2(60.12)-2N

60.3 60.13 Wiring diagram(Bottom view)



60.3(60.13)-1

60.3(60.13)-2

60.3(60.13)-3

60.3(60.13)-1N

60.3(60.13)-2N

60.3(60.13)-3N